

Reigniting Readmissions Reduction: Effective Strategies that Go Beyond the Hospital



Bruce Spurlock, M.D.
President & CEO
Cynosure Health



Agenda



Evaluating micro/individual level of successful breakthroughs

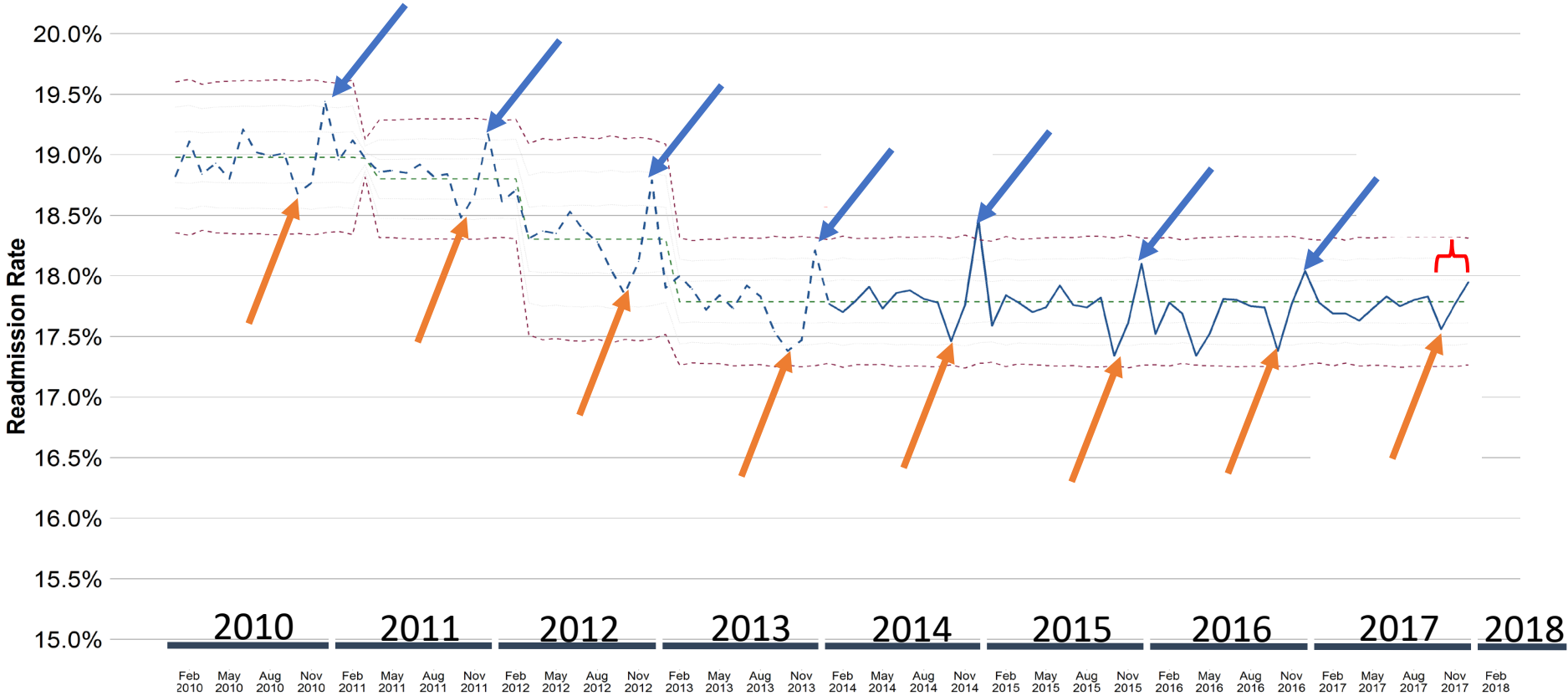


Stand back and look at successful macro level breakthroughs



A learning system: the only way to create sustainable improvement

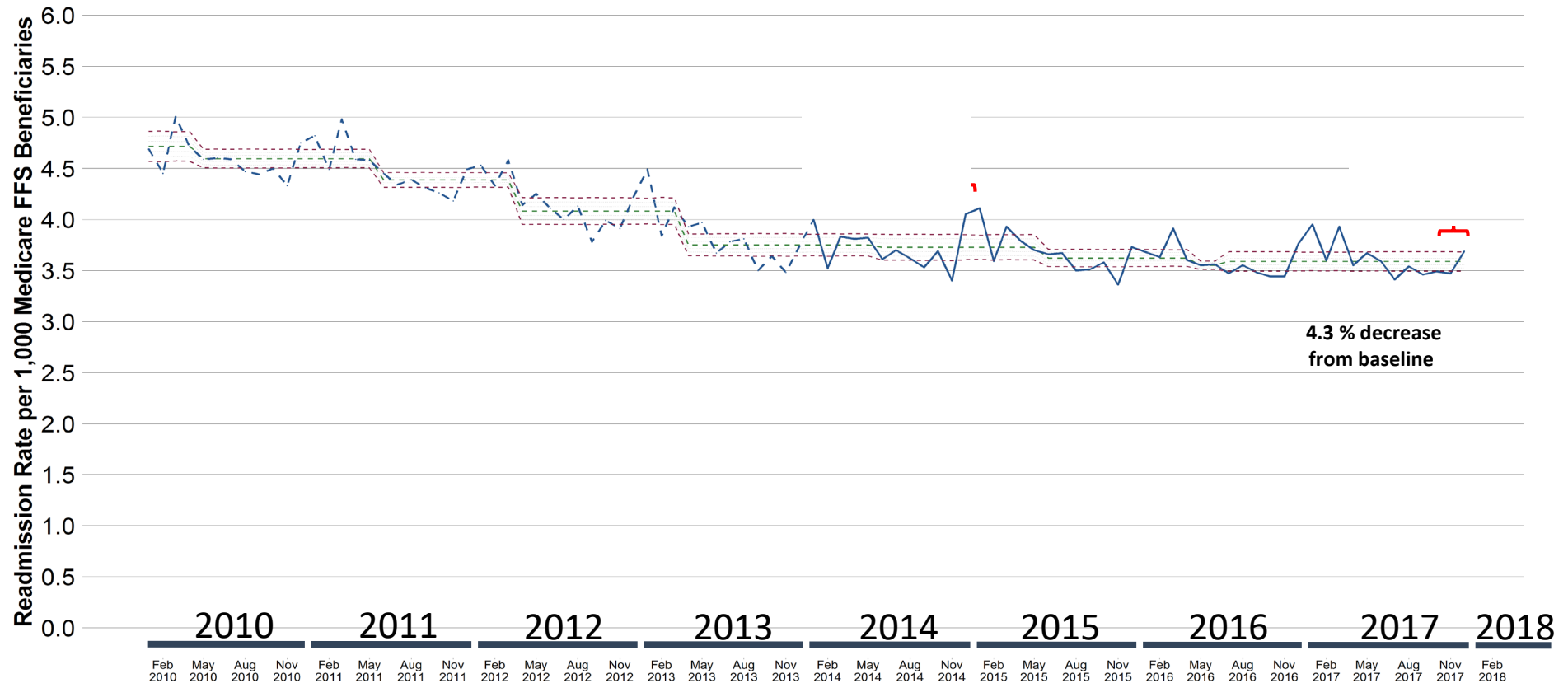
Medicare FFS 30-Day All-Cause Readmission Rate per 100 Admissions, U.S. Short-Term Acute Care Hospitals



Source: Office of Enterprise Data & Analytics at CMS. February 2017 – December 2017 readmission rates were adjusted by a completion factor model to compensate for claims maturity lag.

Note: Phase shifts for the center line (dashed-green) and control limits (upper and lower) dashed lines were determined using guidelines consistent with the consensus of research on calculating U' chart phase shifts.

Medicare FFS 30-Day All-Cause Readmission Rate per 1,000 Medicare Beneficiaries



Source: Office of Enterprise Data & Analytics at CMS. February 2017 – December 2017 readmission rates were adjusted by a completion factor model to compensate for claims maturity lag. Includes U.S. short-term acute care hospitals.

Note: Phase shifts for the center line (dashed-green) and control limits (upper and lower) dashed lines were determined using guidelines consistent with the consensus of research on calculating U' chart phase shifts.




Starting with the Individual



**It is tempting, if the
only tool you have is a
hammer, treat
everything as if it were
a nail.**

QUOTEHD.COM


Abraham Maslow
American Philosopher



BOX NAIL



FINISHING NAIL




CUT FLOORING NAIL



MASONRY NAIL



SCREW NAIL



DOUBLE-HEADED NAIL



RING-THREADED NAIL



CASING NAIL

What can you "Stop to Start" - Part 1

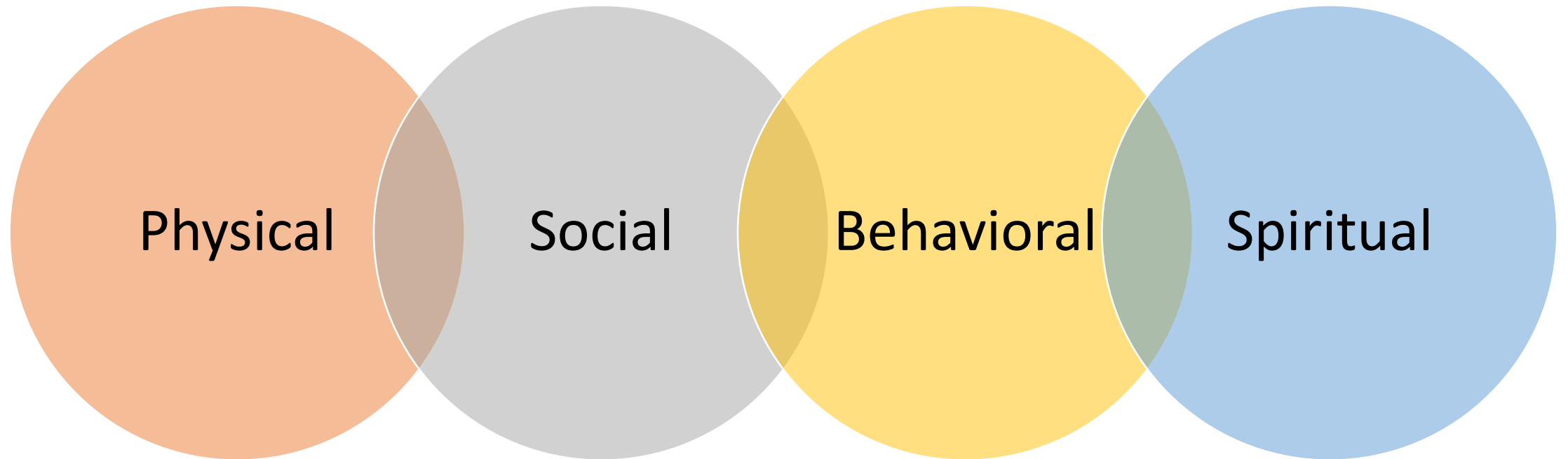
Individual Risk Assessment



Stop - Focusing on Risk-Assessment

- Regression to the mean – this means admissions often cluster in high-risk individuals
- “Most current readmission risk prediction models, whether designed for comparative or clinical purposes, perform poorly.”
 - Kansagara, et al *JAMA*. 2011;306(15):1688-1698.
- Social/psychological issues profound and usually not included
- Why can two patients with equal risk-scores have different utilization profiles?

What's needed: A Comprehensive Assessment of High Utilizers



Digging
Beneath the
Risk Factors: A
Story from
Chinatown, San
Francisco





What are the drivers of high utilization?

- Transportation
- Depression & Anxiety
- Substance Use Disorder (SUD)
- Housing
- Loneliness & Isolation
- Others?

Uncovering the Drivers

Interview face-to-face

Ask why? Ask why?
Ask why? Ask why?
Ask why? Ask why?
(5 times)

Build Trust

Observe

Words 7%



Maxwell, John C. Everyone Communicates, Few Connect: what the most effective people do differently. Thomas Nelson, 2010

The background is a solid grey color with several white-outlined speech bubbles of different shapes scattered around. There is a rectangular bubble with a tail pointing down and to the left in the top left. A large rounded rectangular bubble with a jagged tail pointing down and to the left is in the top center. A jagged, starburst-shaped bubble with a tail pointing down and to the left is in the top right. A cloud-shaped bubble with a tail pointing down and to the left is in the bottom left. A large oval bubble with a tail pointing down and to the left is in the bottom right.

Tone of Voice 38%



Body Language 55% |

Avoid Euboxia



ZERO IMPACT

If you don't adequately meet the driver of high utilization, you will not impact the results



Act Differently

New Ideas




Plan for the return

Behavior Change Takes Time

What can you "Stop to Start" - Part 2



A silhouette of a human head in profile, facing right. The interior of the head is filled with a grid of colorful puzzle pieces in various shades including blue, green, yellow, orange, red, purple, and grey. One puzzle piece is missing from the top right corner of the head's silhouette. The background is black.

It's a puzzle not a
problem

Example - Social Isolation as the Driver

Despair

Readmission
as loneliness
therapy

Confused
about
medications

Deterioration
unrecognized



Examining the Bigger Picture

Learning from the RCT results

New from CEO Kathleen Noonan on the Health Affairs blog

[Read the blog post](#)



MEDICAL REPORT JANUARY 24, 2011 ISSUE

THE HOT SPOTTERS

Can we lower medical costs by giving the neediest patients better care?



By **Atul Gawande**

January 17, 2011

If Camden, New Jersey, becomes the first American community to lower its medical costs, it will have a murder to thank. At nine-fifty on a February night in 2001, a twenty-two-year-old black man was shot while driving his Ford Taurus station wagon through a neighborhood on the edge of the Rutgers University campus. The victim lay motionless in the street beside the open door on the driver's side, as if the car had ejected him. A neighborhood couple, a



In Camden, New Jersey, one per cent of patients account for a third of the city's medical costs. Photograph by Phillip Toledano

SPECIAL ARTICLE

Health Care Hotspotting — A Randomized, Controlled Trial

Amy Finkelstein, Ph.D., Annetta Zhou, Ph.D., Sarah Taubman, Sc.D.,
and Joseph Doyle, Ph.D.

ABSTRACT

BACKGROUND

There is widespread interest in programs aiming to reduce spending and improve health care quality among “superutilizers,” patients with very high use of health care services. The “hotspotting” program created by the Camden Coalition of Healthcare Providers (hereafter, the Coalition) has received national attention as a promising superutilizer intervention and has been expanded to cities around the country. In the months after hospital discharge, a team of nurses, social workers, and community health workers visits enrolled patients to coordinate outpatient care and link them with social services.

■ Treatment ■ Control



Regression to the Mean

patient Admissions per Quarter.

discharge data and cover the analysis sample of 782 patients. Treatment data are from 389 patients. Control data are from 389 patients. Quarter 1 begins with the discharge date from the index admission. Quarter -1 is the quarter ending the day before the index admission. The index admission is excluded from the figure.

“We should not be surprised that the social determinants of health create high-need/high-cost patients who do not experience sudden improvements 6-12 months after a case management intervention. It is wishful thinking to expect that addressing chronic, individual social needs years after the onset of disease could quickly translate into improved health and reduced costs.”



Paula Lantz, Professor of Public Policy, University of Michigan

Common Mistake #1 – Looking at the Wrong Data



Numerators
Matter

Common Mistake #2– Disease-only Data



**Worst.
Christmas.
Ever.**

Solution –

Focus on Broader Populations AND Get Into the Details

- 30-day, 90-day Enterprise Wide Results
- Avoidable ED visits
- Substance use as primary or secondary
 - Poor surveillance
- Zip codes/communities
- Medicaid/dual eligibles
 - AHRQ Hospital Guide to Reducing Medicaid Readmissions
<http://www.ahrq.gov/professionals/systems/hospital/medicaidreadmitguide/index.html>
- Medicare Spending Per Beneficiary (MSPB)
 - Comprehensive post-acute care, physician linkage

Systems Level Questions

- Which post-acute care partners are the most effective?
- Can we influence same-day access in the clinic?
- How do we support frailty post-discharge?
 - Post-sepsis/Post-ICU syndrome
- What is the appropriate role for community health workers?
 - Substance Use Navigators (SUNs)
- Where can we influence social determinants?
 - How can we better capture the data?
 - Hypertension care at the barbershop/faith organization

Example –
Advanced
Illness

Advanced Illness Care

*“Occurring when
serious end-of-life
decisions are being made, these actions
can have a lasting impact on the patient and their family.”*

“...that continues to the end of life.”

-Coalition to Transform Advanced Care

What Matters to Me




INSTITUTE OF MEDICINE

Think
differently, Act
differently

- Avoid Hospice LOS < 1 week
- Goal setting early instead of only when end is in sight
- Comprehensive care team
- Ambulatory family conferences
- Goal clarification at major events



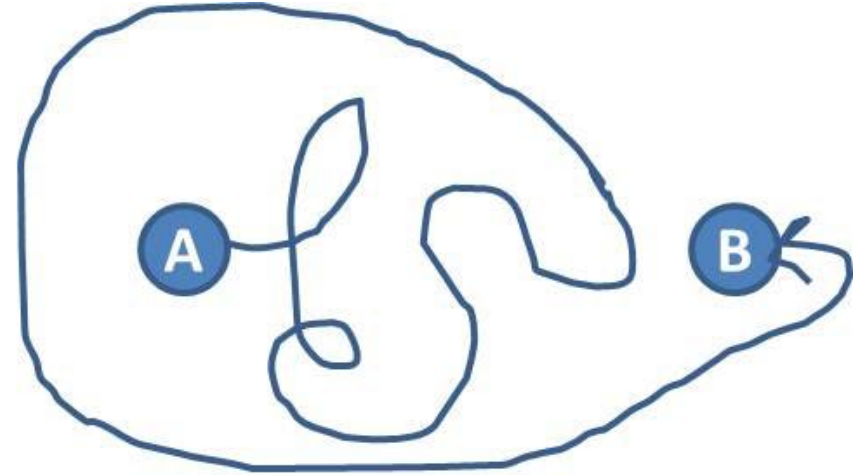
Creating a Learning System



What Improvement Isn't


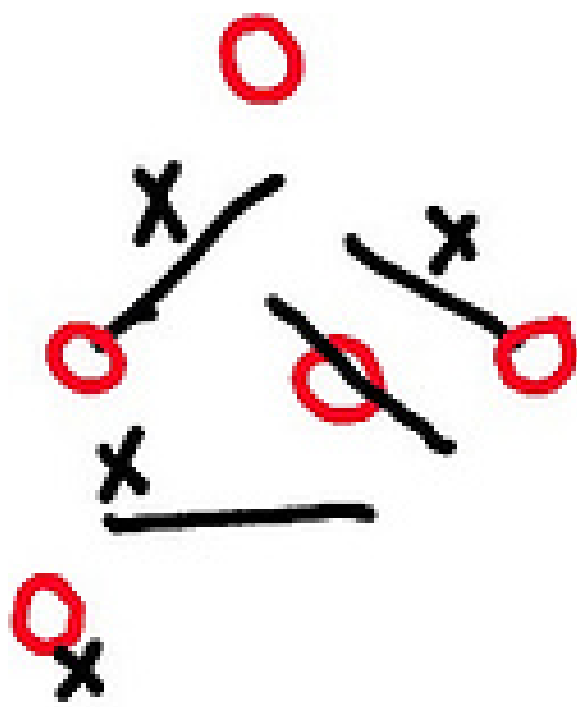


Engineer



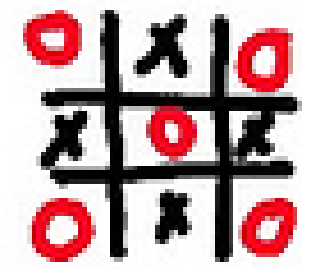
~~Social Scientist~~

Improvement Leader



oh...

I see



complex



simple

Inquisitive nature – always asking “why?”

Mistakes are the best teachers

Drive out fear

Never satisfied

Elements of a Learning Organization

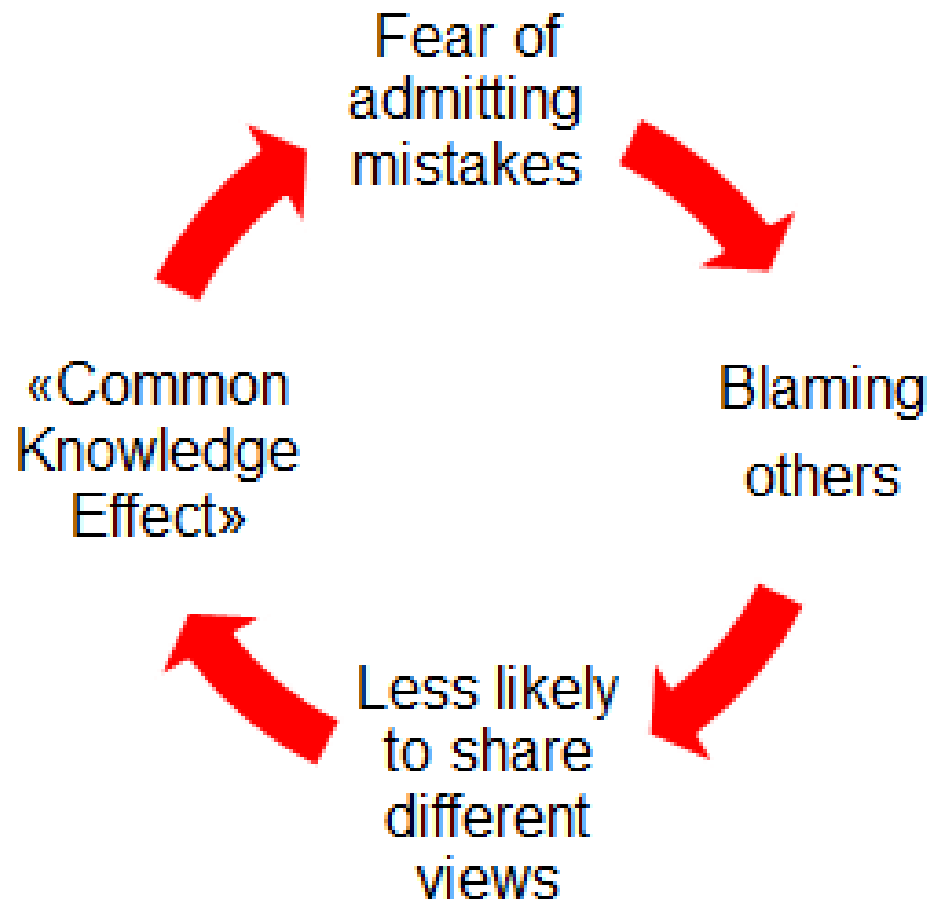
“Psychological safety is a shared belief that the team is safe for interpersonal risk taking.”

Amy
Edmondson

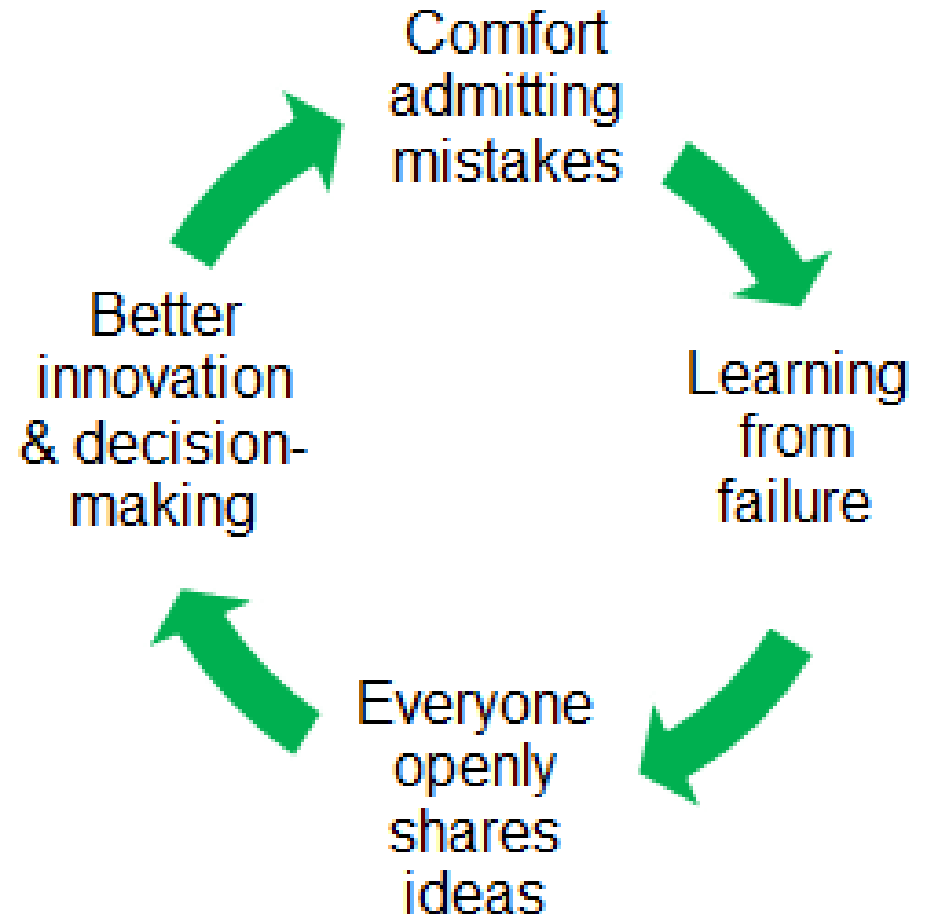


Author of
Teaming

Psychological Danger



Psychological Safety

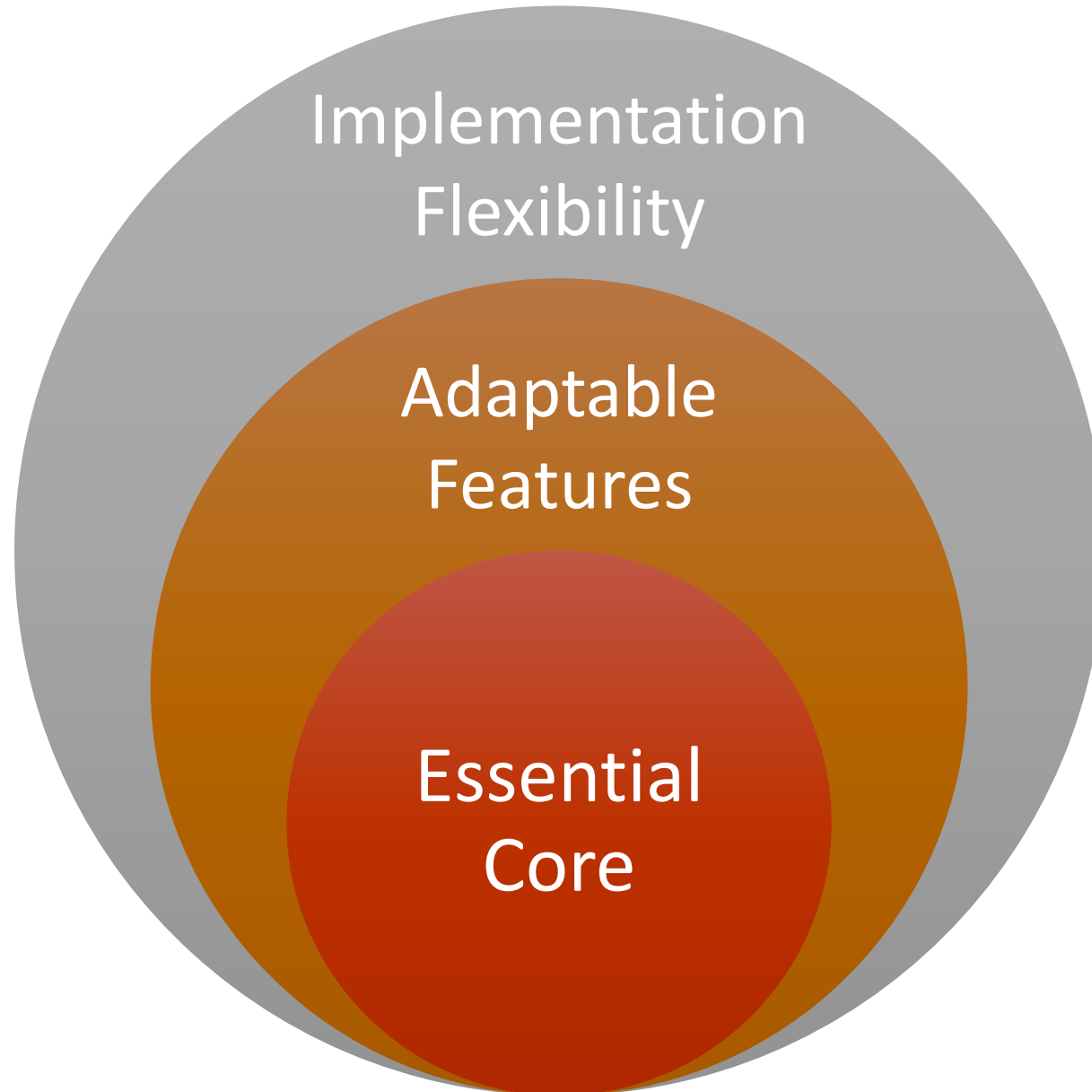




STATUS QUO



Adapting Effective Practices



“This is the true joy of life: the being **used up** for a purpose recognized by yourself as a **mighty one**; being a force of nature instead of a feverish, selfish little clot of ailments and grievances, complaining that the world will not devote itself to making you happy.”

-George Bernard Shaw



Bruce Spurlock, M.D.
bspurlock@cynosurehealth.org